

Name

Class

MATHS TEACHER HUB

www.MathsTeacherHub.com

Parallel and perpendicular lines

(9 – 1) Topic booklet

HIGHER

These questions have been collated from previous years GCSE Mathematics papers.

You must have: Ruler graduated in centimetres and millimetres, protractor, pair of compasses, pen, HB pencil, eraser.

Total Marks

Instructions

- Use **black** ink or ball-point pen.
- Fill in the boxes** at the top of this page with your name, centre number and candidate number.
- Answer **all** questions.
- Answer the questions in the spaces provided
– *there may be more space than you need.*
- Diagrams are NOT accurately drawn, unless otherwise indicated.
- You must **show all your working out.**
- If the question is a **1F** question you are not allowed to use a calculator.
- If the question is a **2F** or a **3F** question, you may use a calculator to help you answer.

Information

- The marks for **each** question are shown in brackets
– *use this as a guide as to how much time to spend on each question.*

Advice

- Read each question carefully before you start to answer it.
- Keep an eye on the time.
- Try to answer every question.
- Check your answers if you have time at the end.

Answer ALL questions

Write your answers in the space provided.

You must write down all the stages in your working.

- 6** The equation of the line L_1 is $y = 3x - 2$
The equation of the line L_2 is $3y - 9x + 5 = 0$

Show that these two lines are parallel.

9 Here are the equations of two straight lines.

$$y = \frac{1}{2}x - 6 \qquad 6y = 3x + 7$$

Oscar says that these lines are parallel.

Is Oscar correct?

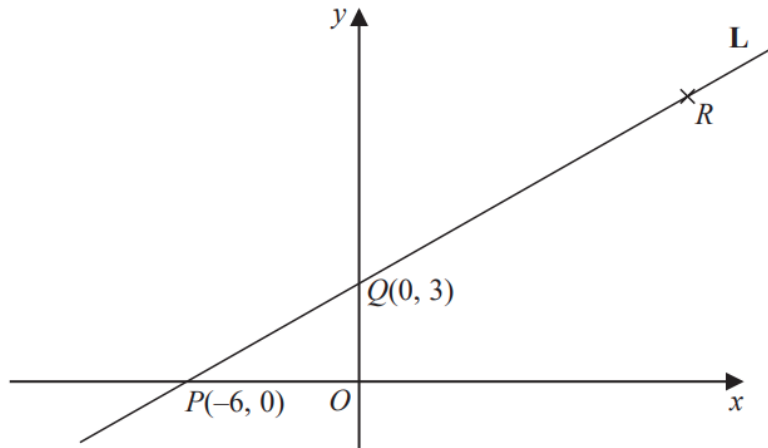
You must give a reason for your answer.

.....

.....

.....

11 Here is a sketch of the line **L**.



The points $P(-6, 0)$ and $Q(0, 3)$ are points on the line **L**.

The point R is such that PQR is a straight line and $PQ:QR = 2:3$

(a) Find the coordinates of R .

(.....,)
(2)

(b) Find an equation of the line that is perpendicular to **L** and passes through Q .

.....
(3)

- 12** The equation of the line L_1 is $y = 2x + 3$
The equation of the line L_2 is $5y - 10x + 4 = 0$

Show that these two lines are parallel.

- 15** The straight line L_1 has equation $y = 3x - 4$
The straight line L_2 is perpendicular to L_1 and passes through the point $(9, 5)$
Find an equation of line L_2

- 15** The equation of line L_1 is $y = 2x - 5$
The equation of line L_2 is $6y + kx - 12 = 0$

L_1 is perpendicular to L_2

Find the value of k .

You must show all your working.

$k = \dots\dots\dots$

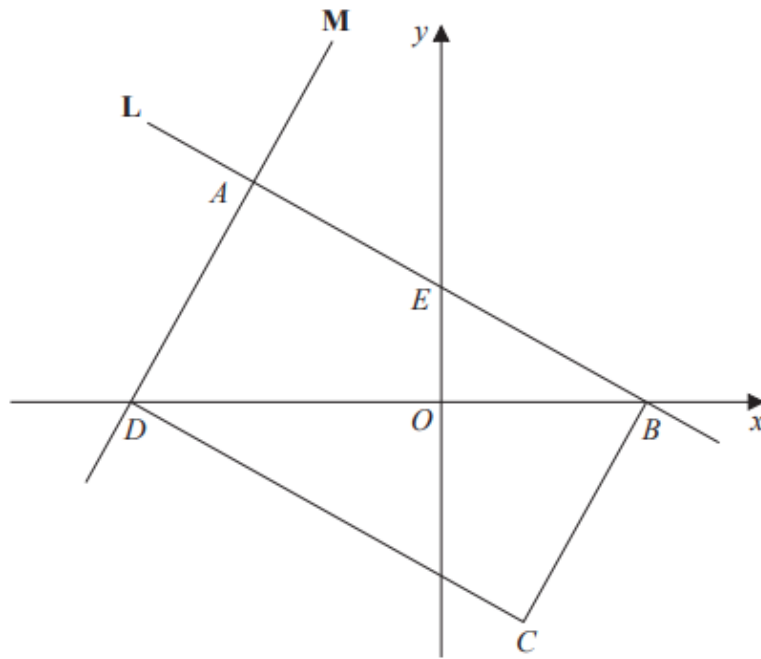
16 The straight line **L** has the equation $3y = 4x + 7$
The point *A* has coordinates $(3, -5)$

Find an equation of the straight line that is perpendicular to **L** and passes through *A*.

19 The point P has coordinates $(3, 4)$
The point Q has coordinates (a, b)

A line perpendicular to PQ is given by the equation $3x + 2y = 7$

Find an expression for b in terms of a .



$ABCD$ is a rectangle.

A , E and B are points on the straight line L with equation $x + 2y = 12$

A and D are points on the straight line M .

$$AE = EB$$

Find an equation for M .

19 A triangle has vertices P , Q and R .

The coordinates of P are $(-3, -6)$

The coordinates of Q are $(1, 4)$

The coordinates of R are $(5, -2)$

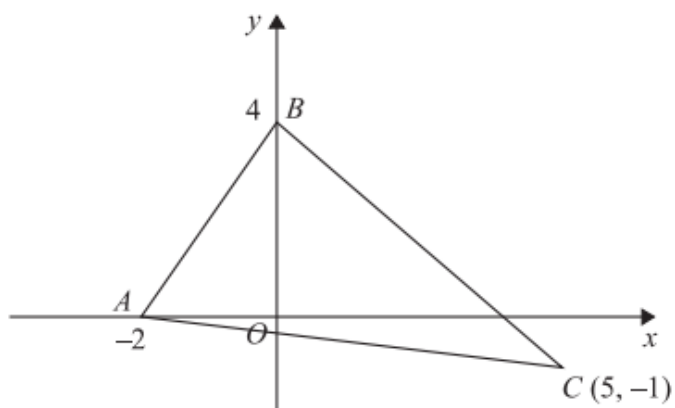
M is the midpoint of PQ .

N is the midpoint of QR .

Prove that MN is parallel to PR .

You must show each stage of your working.

23



Find an equation of the line that passes through C and is perpendicular to AB .

25 The straight line **L** has equation $3x + 2y = 17$

The point *A* has coordinates $(0, 2)$

The straight line **M** is perpendicular to **L** and passes through *A*.

Line **L** crosses the *y*-axis at the point *B*.

Lines **L** and **M** intersect at the point *C*.

Work out the area of triangle *ABC*.

You must show all your working.