

Name

Class



www.MathsTeacherHub.com

Non-linear graphs

(9 – 1) Topic booklet

These questions have been collated from previous years GCSE Mathematics papers.

You must have: Ruler graduated in centimetres and millimetres, protractor, pair of compasses, pen, HB pencil, eraser.

Total Marks

Instructions

- Use **black** ink or ball-point pen.
- Fill in the boxes** at the top of this page with your name, centre number and candidate number.
- Answer **all** questions.
- Answer the questions in the spaces provided
– *there may be more space than you need.*
- Diagrams are NOT accurately drawn, unless otherwise indicated.
- You must **show all your working out.**
- If the question is a **1F** question you are not allowed to use a calculator.
- If the question is a **2F** or a **3F** question, you may use a calculator to help you answer.

Information

- The marks for **each** question are shown in brackets
– *use this as a guide as to how much time to spend on each question.*

Advice

- Read each question carefully before you start to answer it.
- Keep an eye on the time.
- Try to answer every question.
- Check your answers if you have time at the end.

Answer ALL questions

Write your answers in the space provided.

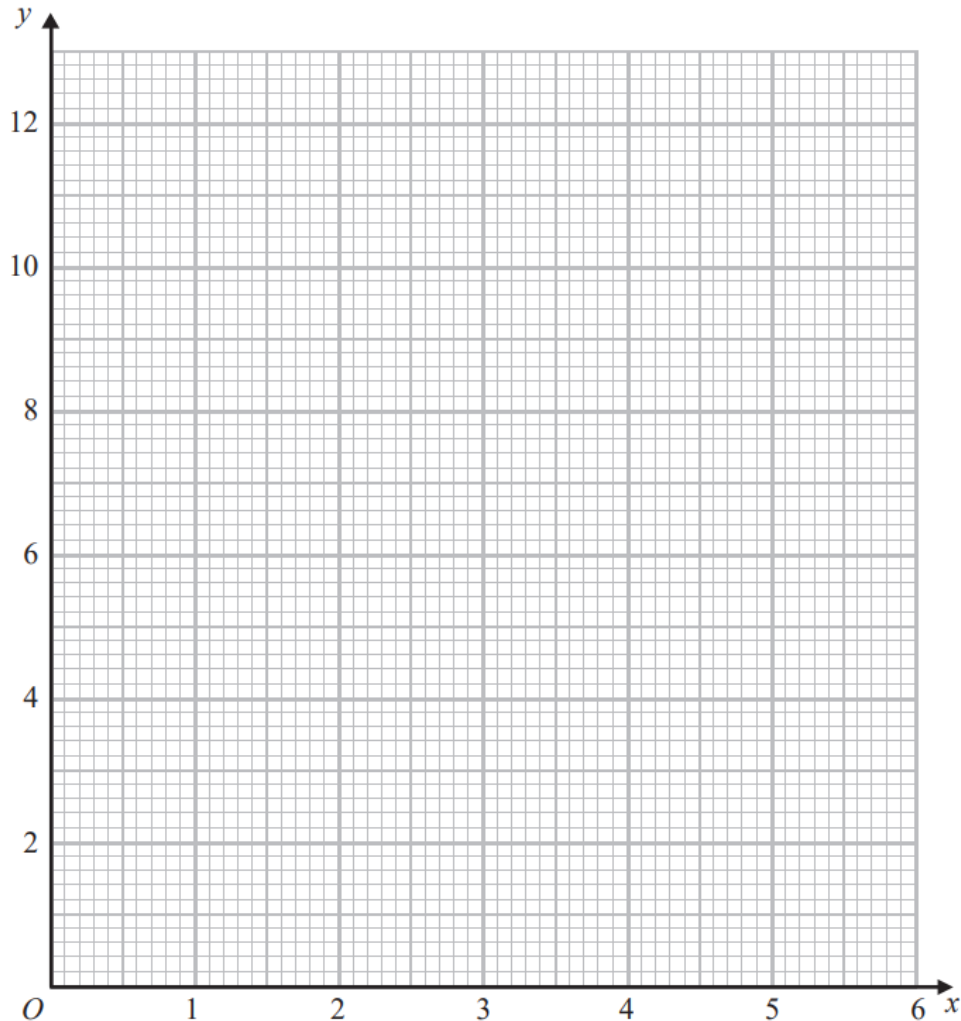
You must write down all the stages in your working.

22 (a) Complete the table of values for $y = \frac{6}{x}$

x	0.5	1	1.5	2	3	4	5	6
y		6		3		1.5		

(2)

(b) On the grid below, draw the graph of $y = \frac{6}{x}$ for values of x from 0.5 to 6



(2)

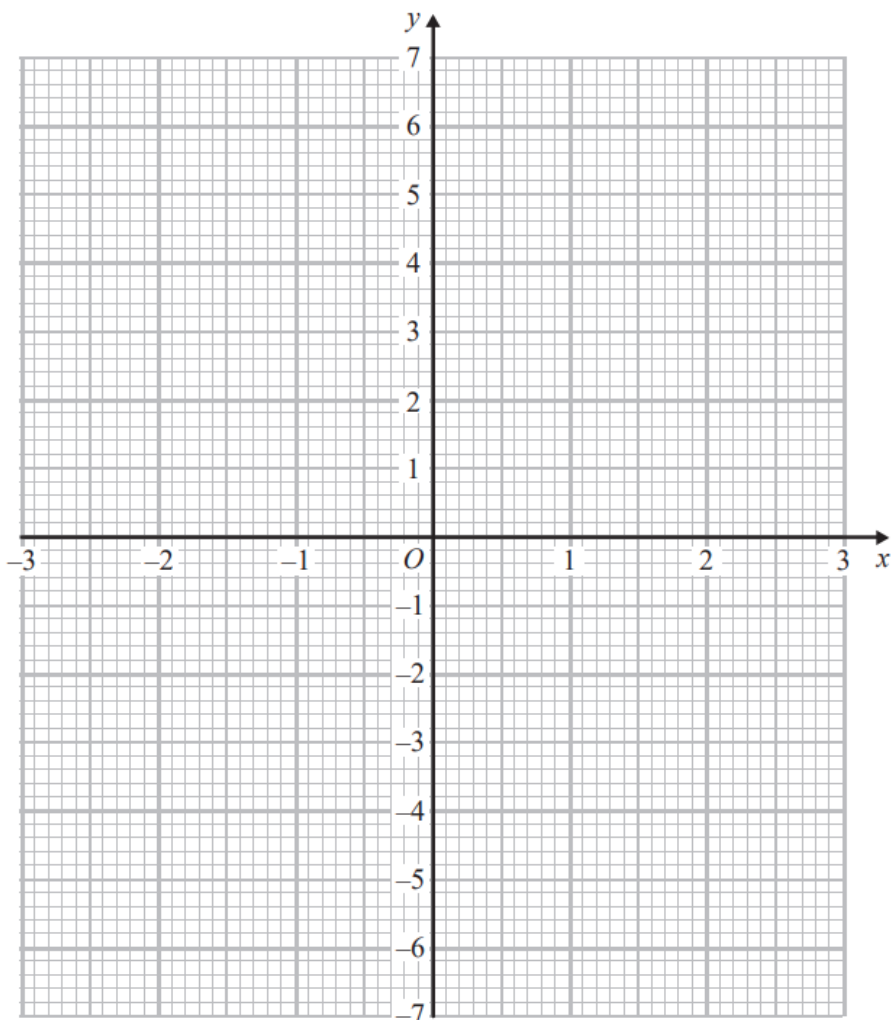
24 (a) Complete the table of values for $y = x^2 - x - 6$

x	-3	-2	-1	0	1	2	3
y	6			-6			

(2)

(b) On the grid, draw the graph of $y = x^2 - x - 6$ for values of x from -3 to 3

(2)



(c) Use your graph to find estimates of the solutions to the equation $x^2 - x - 6 = -2$

.....
(2)

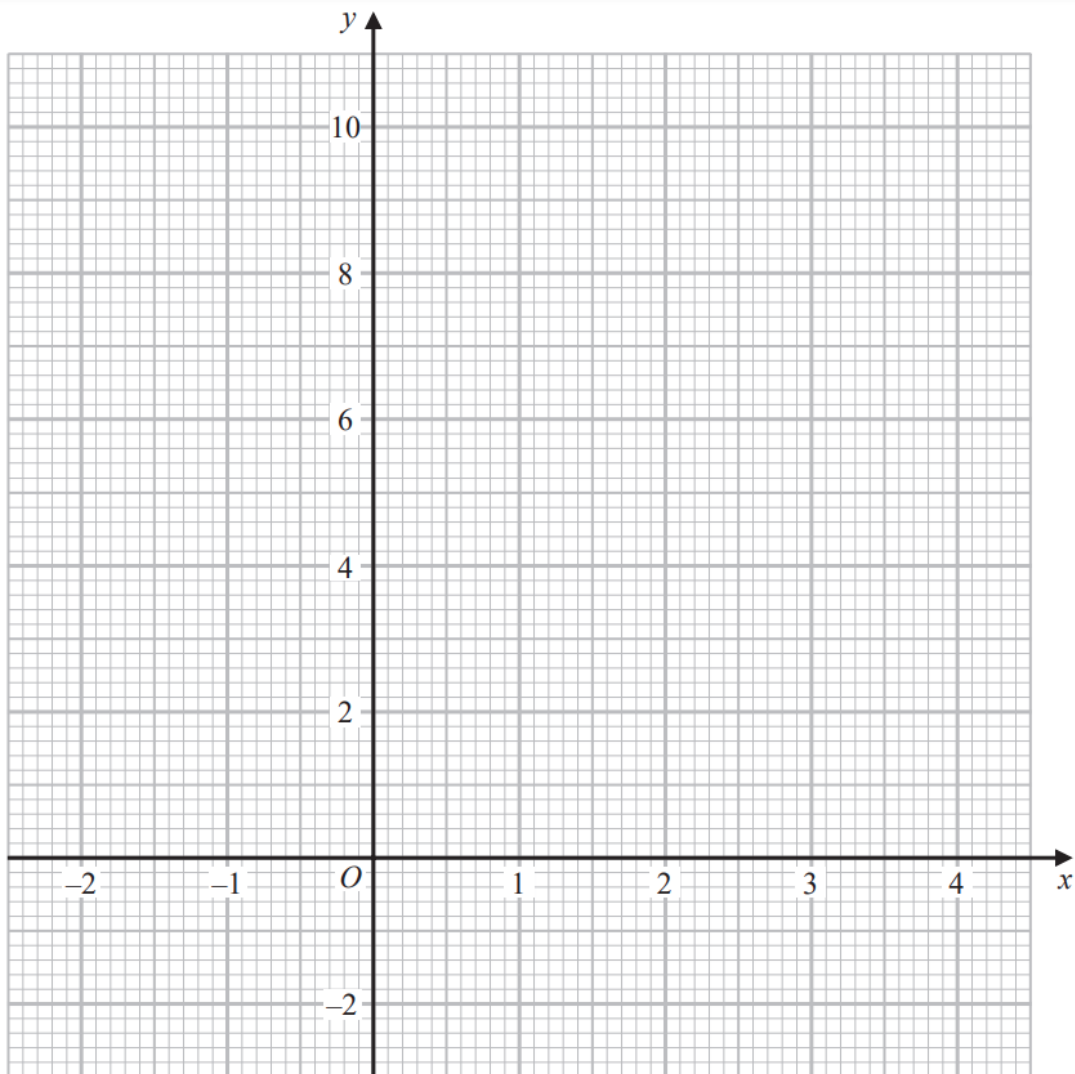
24 (a) Complete the table of values for $y = x^2 - 2x + 2$

x	-2	-1	0	1	2	3	4
y	10		2			5	

(2)

(b) On the grid, draw the graph of $y = x^2 - 2x + 2$ for values of x from -2 to 4

(2)



(c) Use your graph to find estimates of the solutions of the equation $x^2 - 2x + 2 = 4$

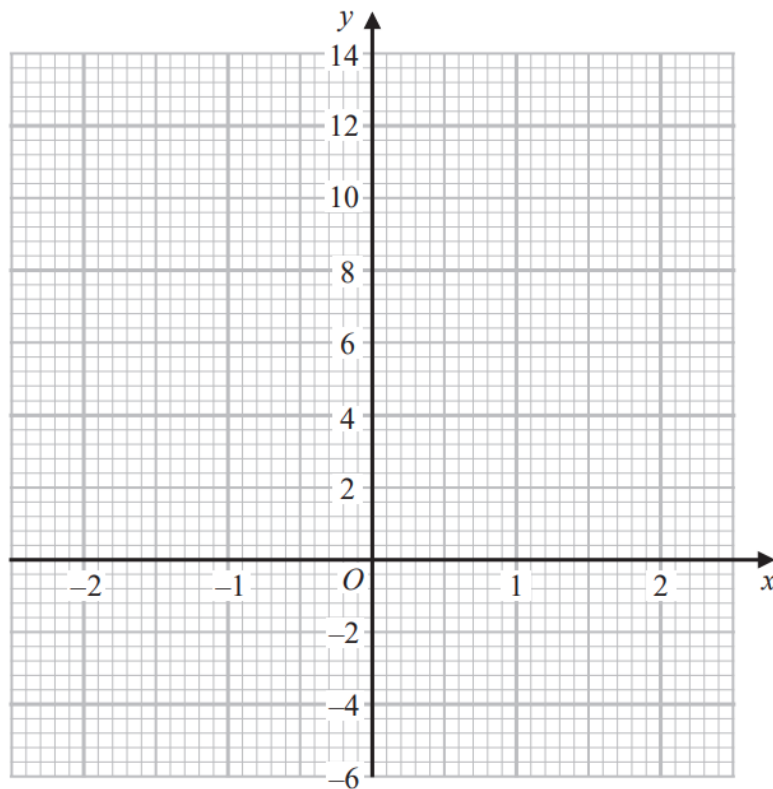
(2)

24 (a) Complete the table of values for $y = 5 - x^3$

x	-2	-1	0	1	2
y		6			

(2)

(b) On the grid below, draw the graph of $y = 5 - x^3$ for values of x from -2 to 2



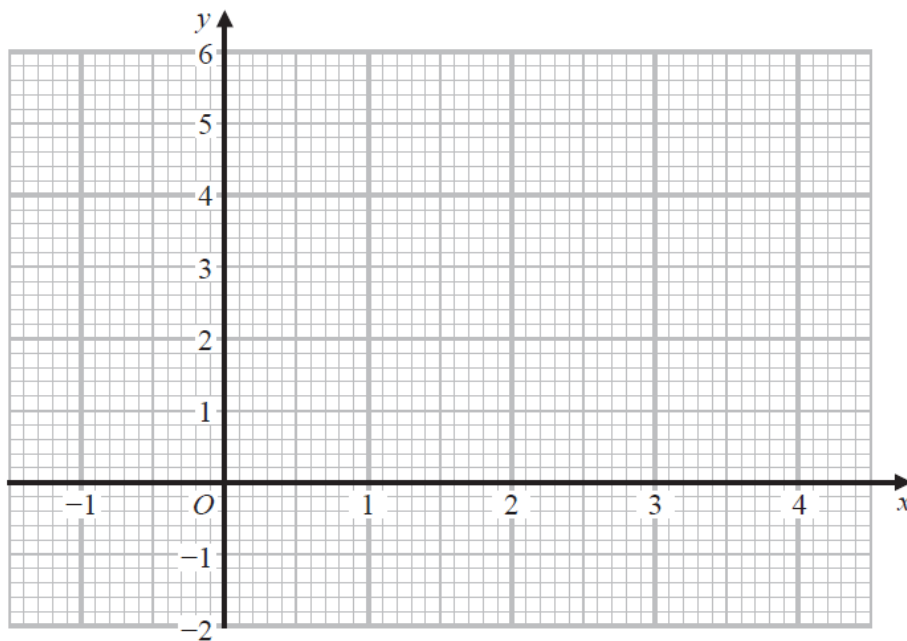
(2)

28 (a) Complete the table of values for $y = x^2 - 3x + 1$

x	-1	0	1	2	3	4
y		1	-1			

(2)

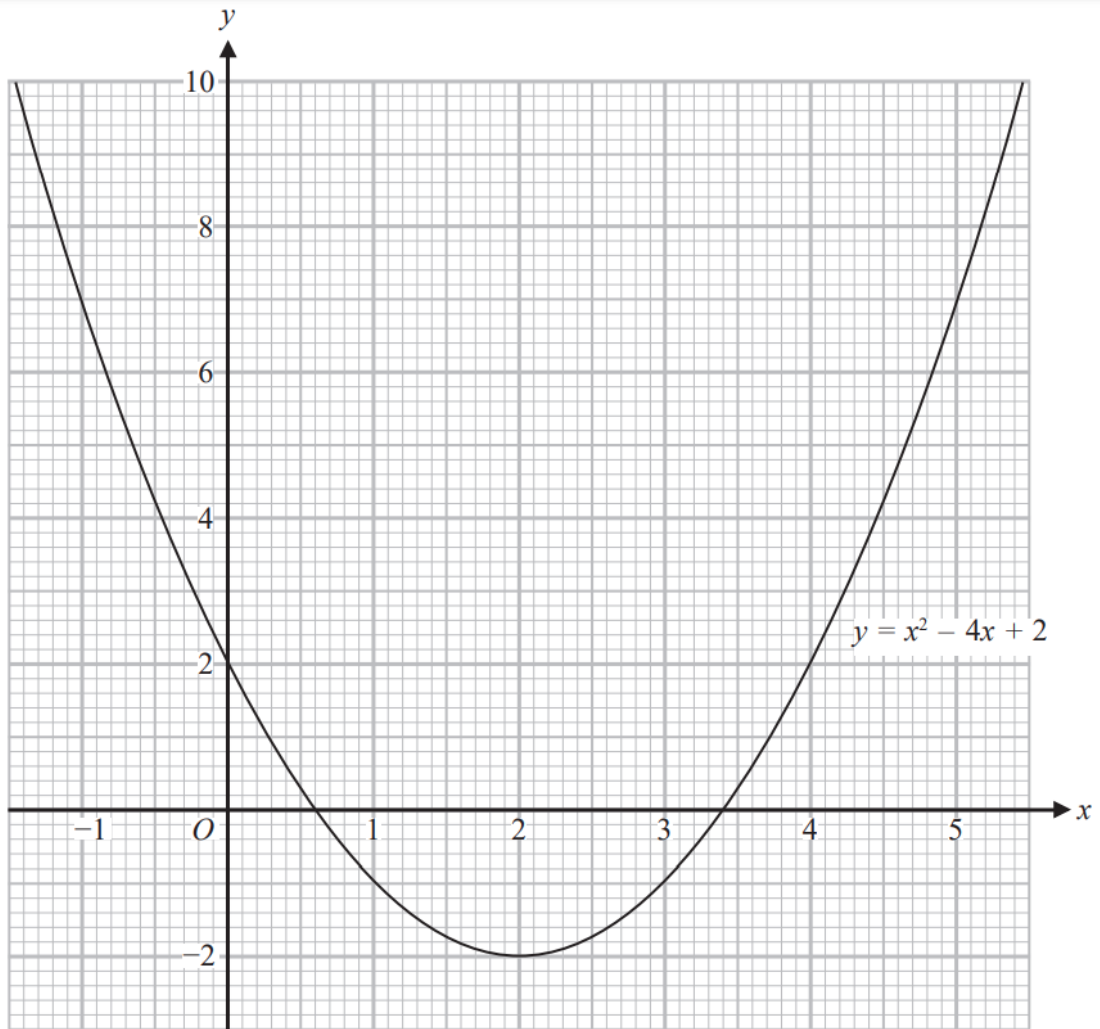
(b) On the grid, draw the graph of $y = x^2 - 3x + 1$ for values of x from -1 to 4



(2)

(c) Using your graph, find estimates for the solutions of the equation $x^2 - 3x + 1 = 0$

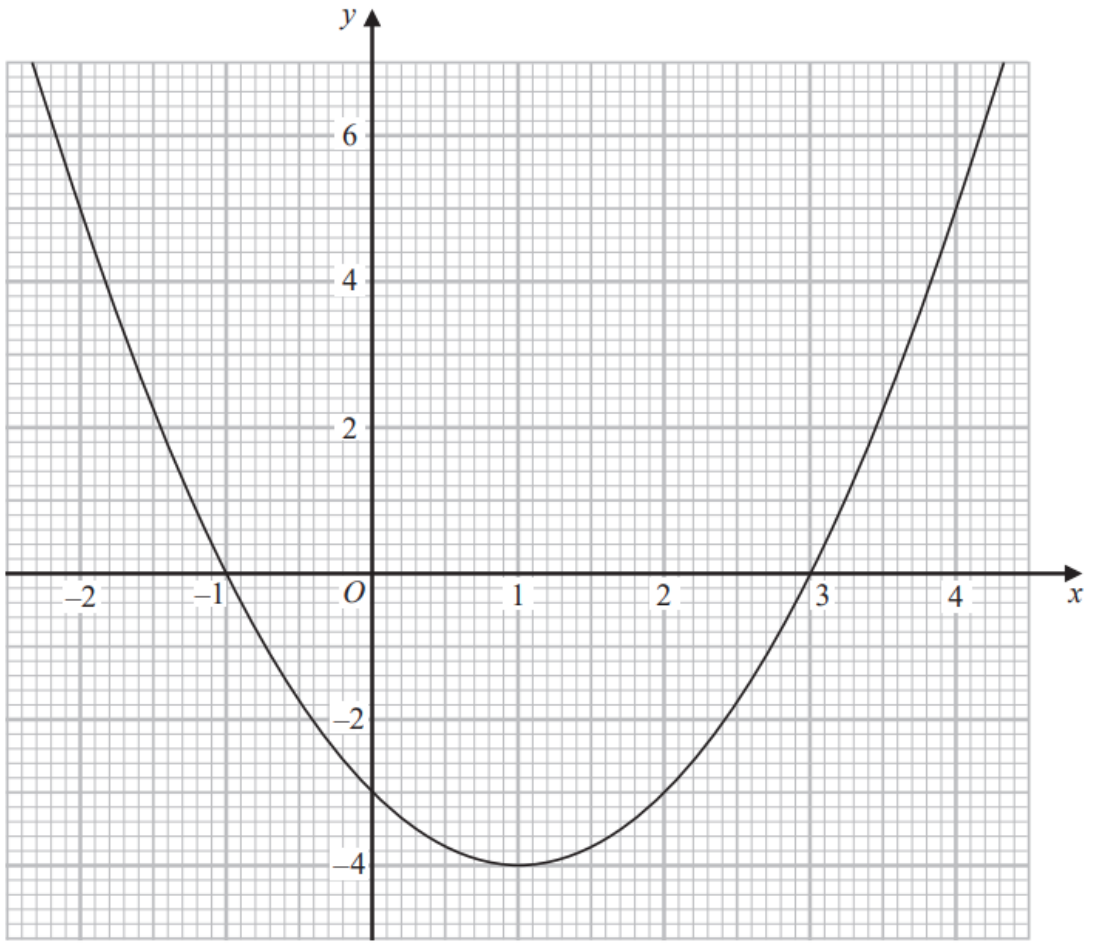
(2)



Use this graph to find estimates for the solutions of the quadratic equation $x^2 - 4x + 2 = 0$

.....
(2)

29 Here is the graph of $y = x^2 - 2x - 3$



(a) Write down the coordinates of the turning point on the graph of $y = x^2 - 2x - 3$

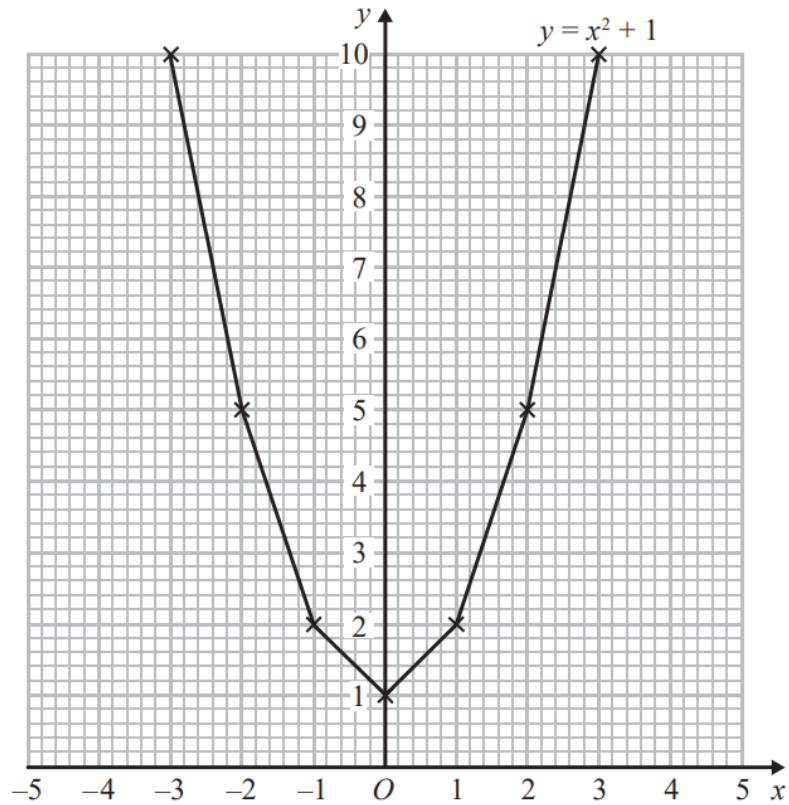
(.....,) (1)

(b) Use the graph to find the roots of the equation $x^2 - 2x - 3 = 0$

..... (2)

29 Brogan needs to draw the graph of $y = x^2 + 1$

Here is her graph.



Write down one thing that is wrong with Brogan's graph.

.....

.....