

Name

Class



www.MathsTeacherHub.com

Coordinates

(9 – 1) Topic booklet

These questions have been collated from previous years GCSE Mathematics papers.

You must have: Ruler graduated in centimetres and millimetres, protractor, pair of compasses, pen, HB pencil, eraser.

Total Marks

Instructions

- Use **black** ink or ball-point pen.
- Fill in the boxes** at the top of this page with your name, centre number and candidate number.
- Answer **all** questions.
- Answer the questions in the spaces provided
– *there may be more space than you need.*
- Diagrams are NOT accurately drawn, unless otherwise indicated.
- You must **show all your working out.**
- If the question is a **1F** question you are not allowed to use a calculator.
- If the question is a **2F** or a **3F** question, you may use a calculator to help you answer.

Information

- The marks for **each** question are shown in brackets
– *use this as a guide as to how much time to spend on each question.*

Advice

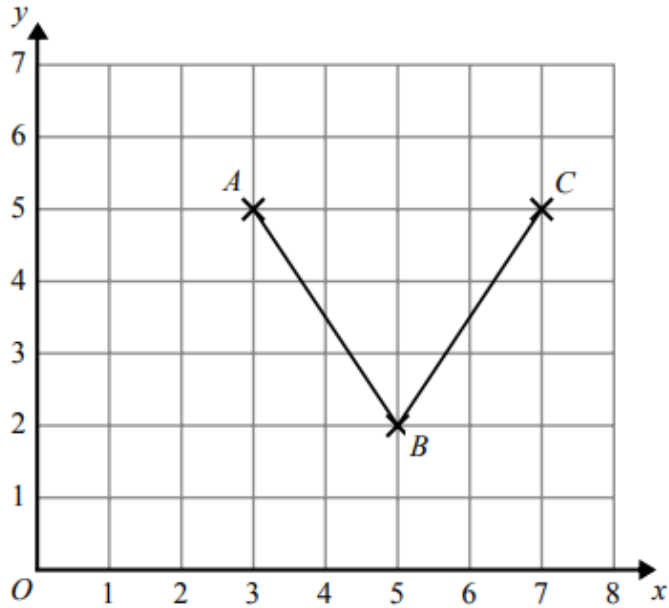
- Read each question carefully before you start to answer it.
- Keep an eye on the time.
- Try to answer every question.
- Check your answers if you have time at the end.

Answer ALL questions

Write your answers in the space provided.

You must write down all the stages in your working.

4 Here is a grid showing the points A , B and C .



(a) Write down the coordinates of the point A .

.....
(1)

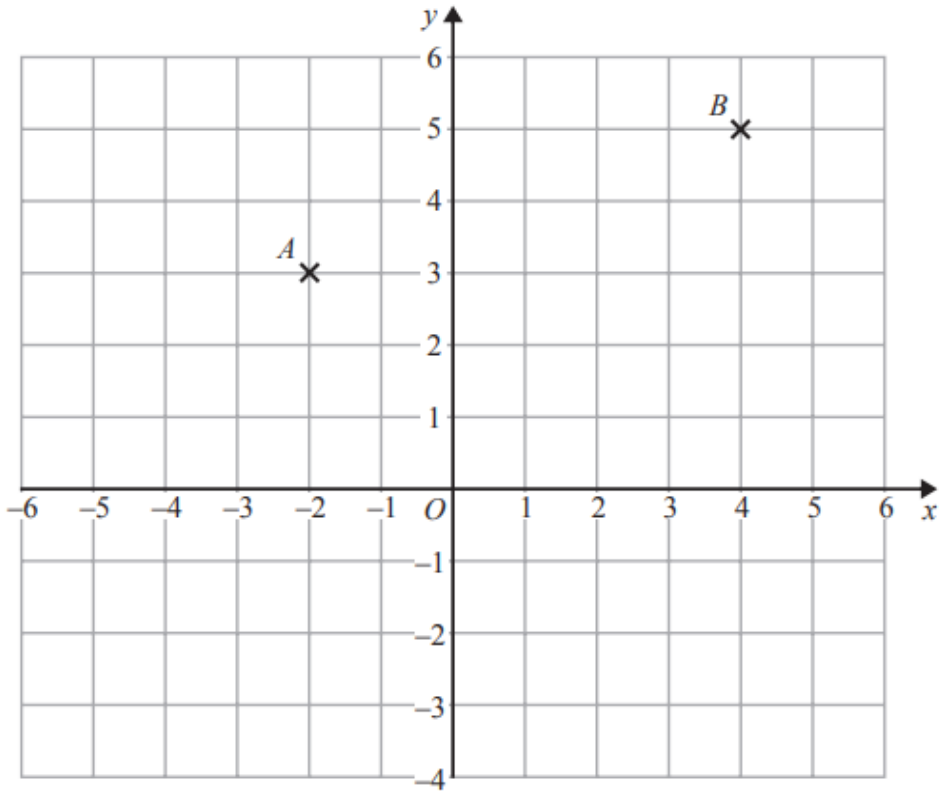
(b) On the grid, mark with a cross (\times) the point $(1, 2)$.
Label this point D .

(1)

(c) On the grid, mark with a cross (\times) a point E , so that the quadrilateral $ABCE$ is a kite.

(1)

5



(a) Write down the coordinates of point B .

(.....,)
(1)

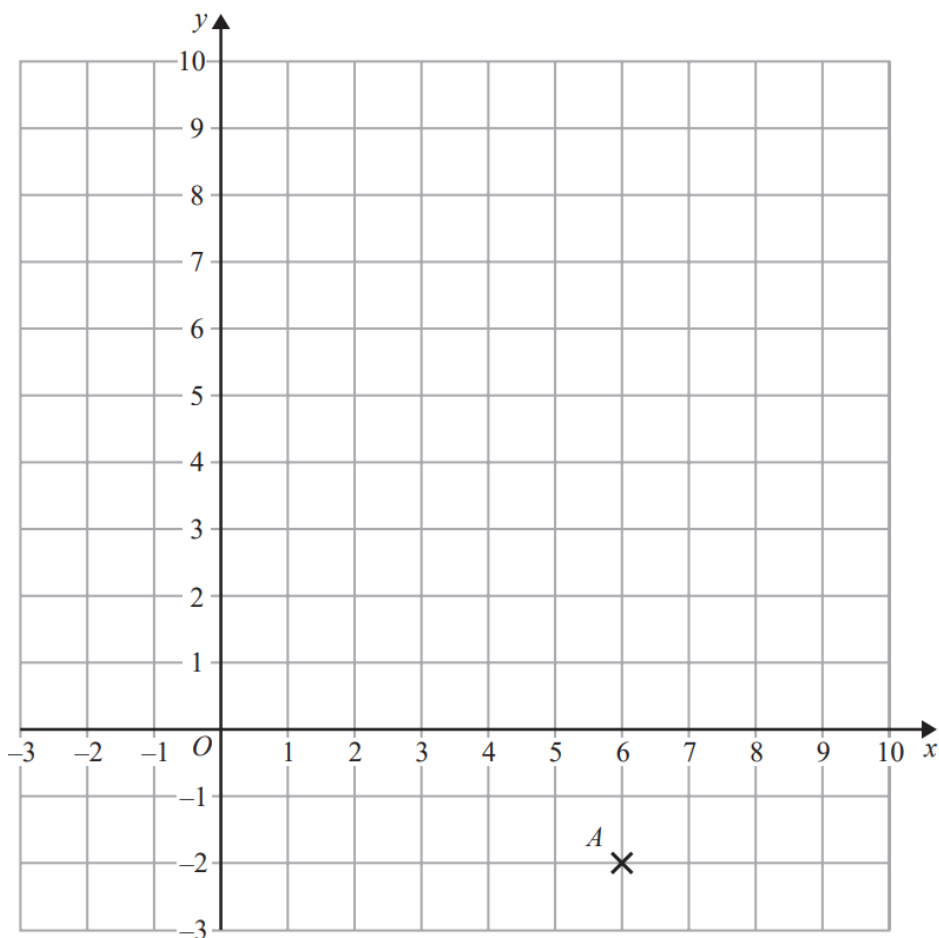
(b) Find the coordinates of the midpoint of AB .

(.....,)
(1)

(c) On the grid, draw the line with equation $y = -3$

(1)

7



(a) Write down the coordinates of the point A .

(.....,)
(1)

(b) (i) Plot the point with coordinates $(2, 9)$.
Label this point B .

(1)

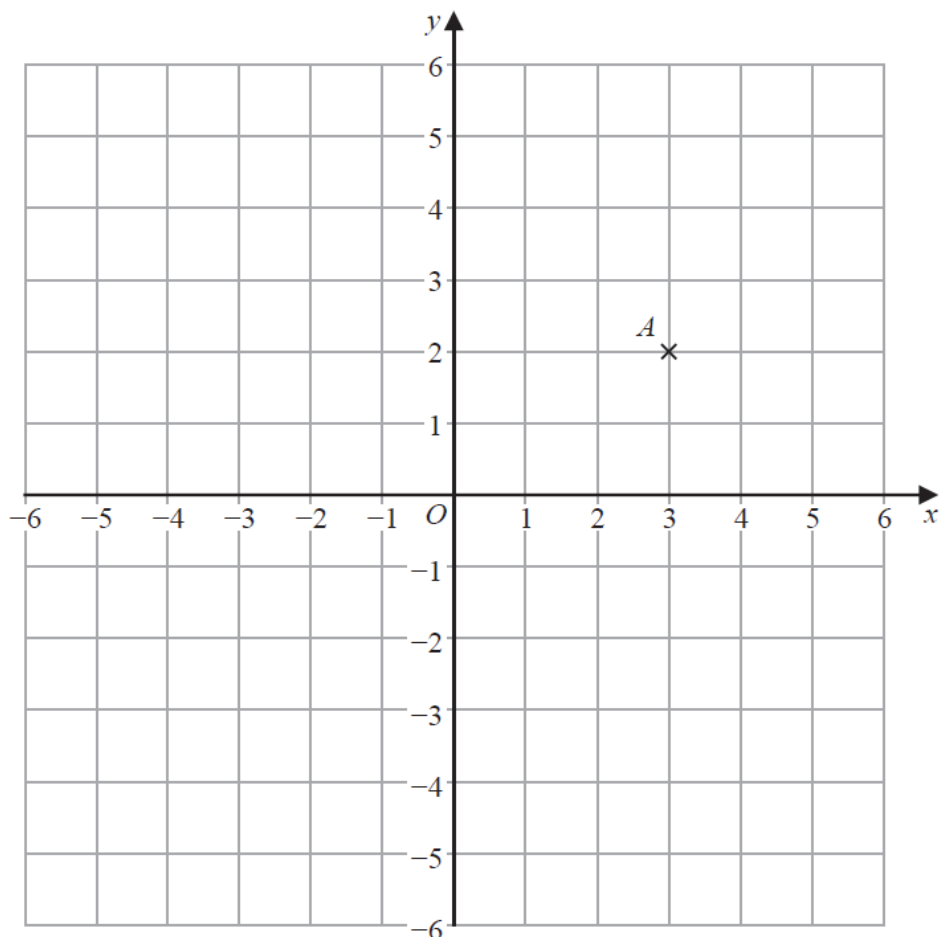
(ii) Does point B lie on the straight line with equation $y = 4x + 1$?
You must show how you get your answer.

.....
.....
(1)

(c) On the grid, draw the line with equation $x = -2$

(1)

8 Here is a centimetre grid.



(a) Write down the coordinates of point A .

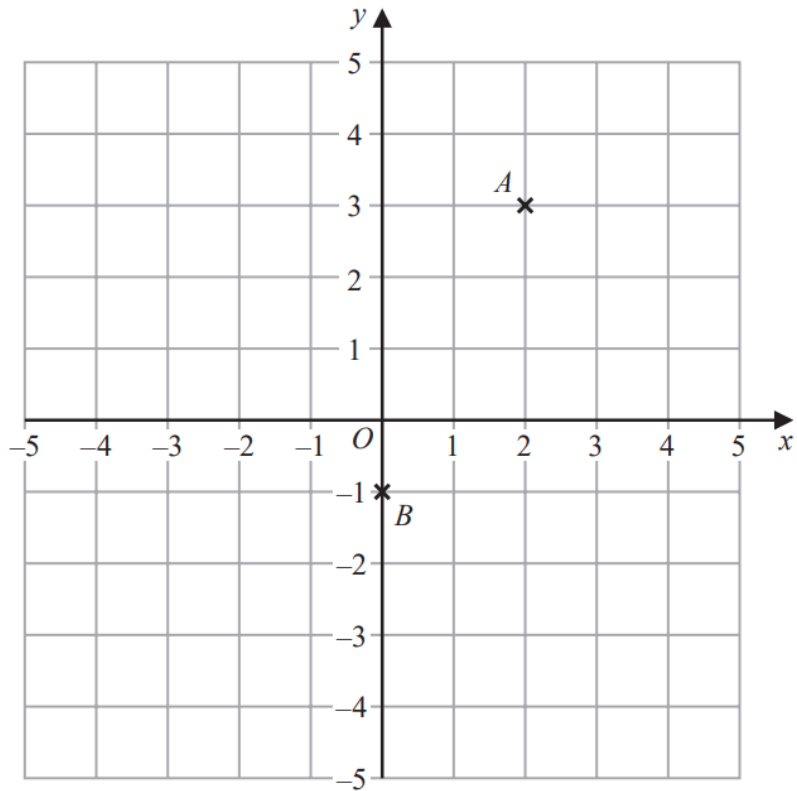
(.....,)
(1)

(b) On the grid, mark with a cross (\times) the point with coordinates $(-4, 3)$
Label this point B .

(1)

(c) On the grid, draw the circle with
centre $(1, -1)$
and radius 4 cm.

(2)



(a) Write down the coordinates of the point A .

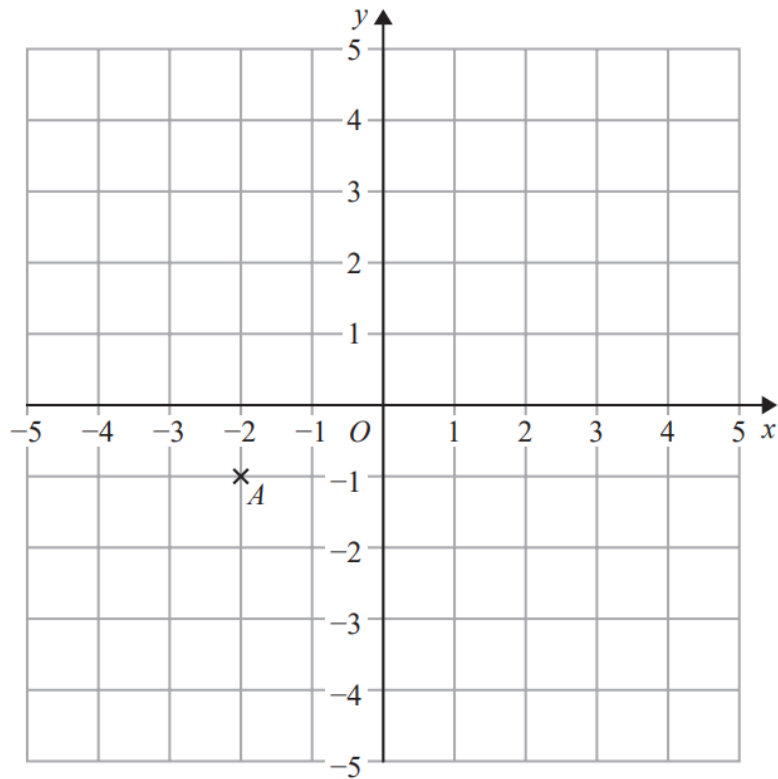
(.....,)
(1)

(b) Write down the coordinates of the point B .

(.....,)
(1)

(c) On the grid, mark with a cross (\times) the point $(-2, 1)$
Label this point C .

(1)



(a) Write down the coordinates of point A .

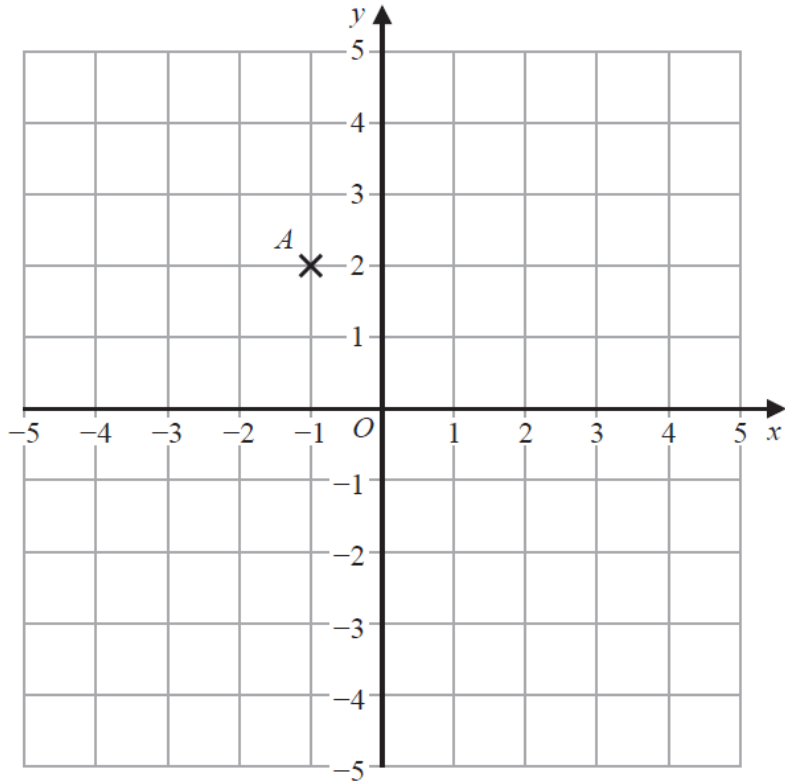
(.....,)
(1)

(b) On the grid, mark with a cross (\times) the point $(2, 3)$
Label this point B .

(1)

(c) On the grid, draw the line with equation $x = -4$

(1)



(a) Write down the coordinates of point A .

(..... ,)
(1)

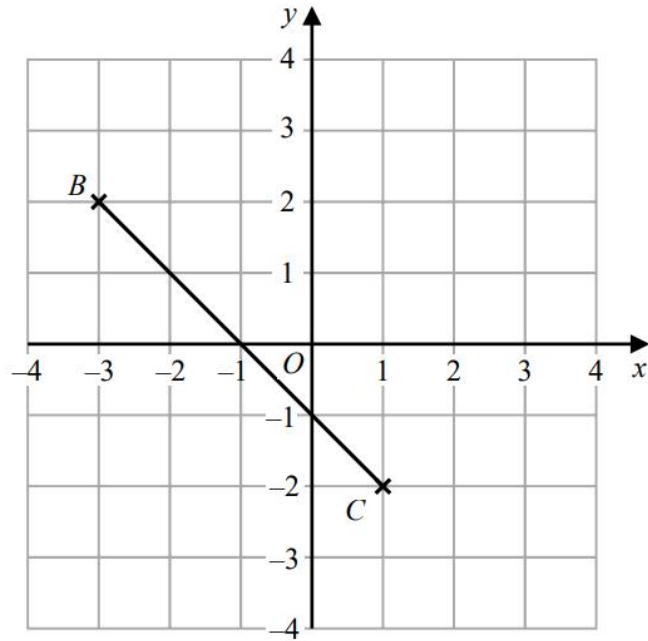
(b) On the grid, mark with a cross (\times) the point $(1, 4)$
Label this point B .

(1)

(c) On the grid, draw the line with equation $y = -3$

(1)

10



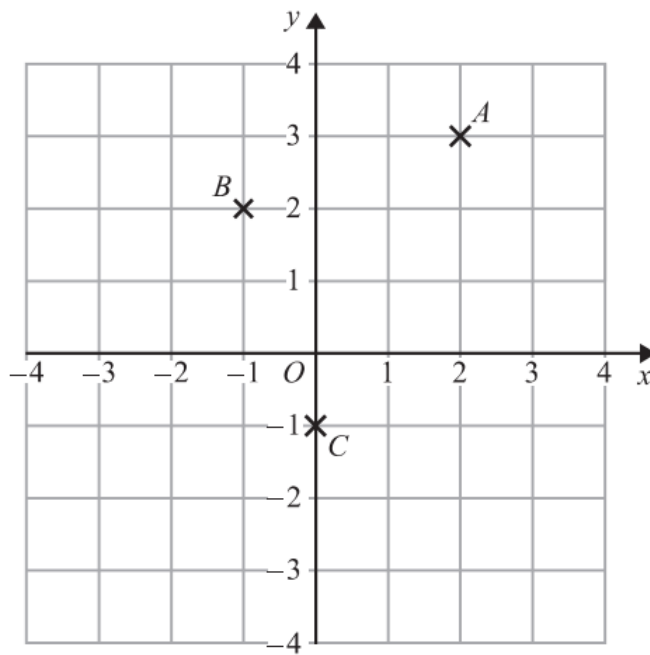
- (a) Plot the point with coordinates (3, 2)
Label this point *A*.

(1)

- (b) Write down the coordinates of the midpoint of *BC*.

(.....,))

(1)



(a) Write down the coordinates of point C .

(.....,)
(1)

$ABCD$ is a square.

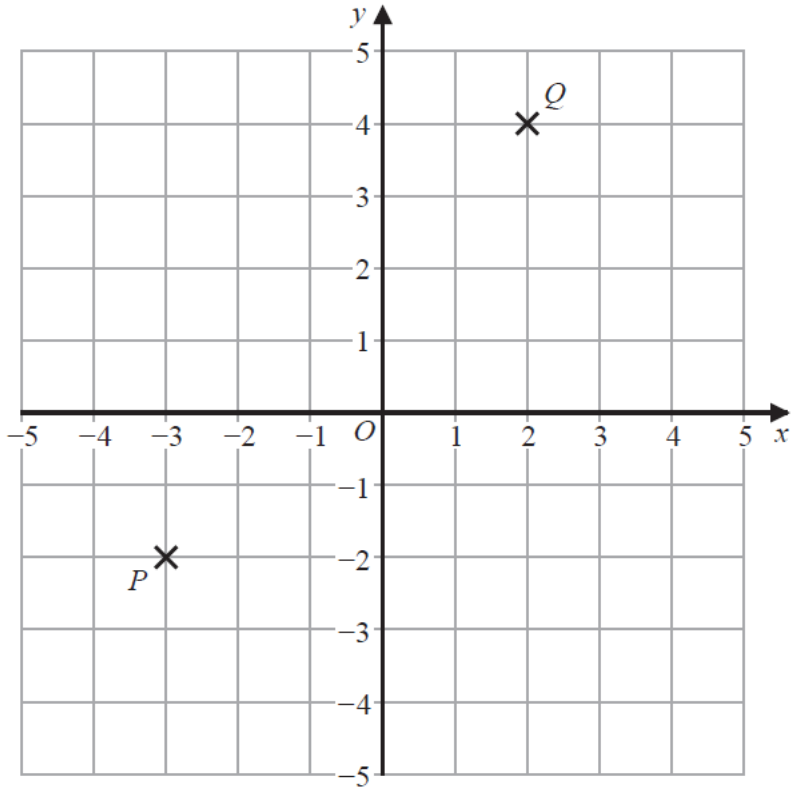
(b) On the grid, mark with a cross (X) the point D so that $ABCD$ is a square.

(1)

(c) Write down the coordinates of the midpoint of the line segment BC .

(.....,)
(1)

15



Find the coordinates of the midpoint of PQ .

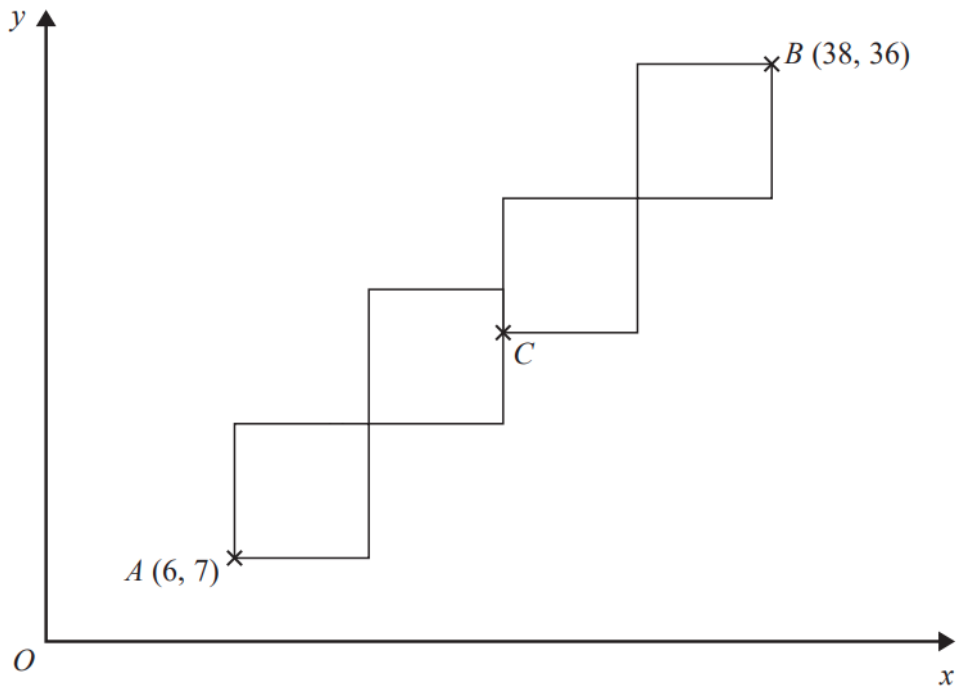
(..... ,)

November 2022 – 1F

(Total for Question 15 is 2 marks)

24 A pattern is made from four identical squares.

The sides of the squares are parallel to the axes.



Point A has coordinates $(6, 7)$

Point B has coordinates $(38, 36)$

Point C is marked on the diagram.

Work out the coordinates of C .

(.....,))