

Name

Class

MATHS TEACHER HUB

www.MathsTeacherHub.com

Angles in parallel lines (9 – 1) Topic booklet

These questions have been collated from previous years GCSE Mathematics papers.

You must have: Ruler graduated in centimetres and millimetres, protractor, pair of compasses, pen, HB pencil, eraser.

Total Marks

Instructions

- Use **black** ink or ball-point pen.
- Fill in the boxes** at the top of this page with your name, centre number and candidate number.
- Answer **all** questions.
- Answer the questions in the spaces provided
– *there may be more space than you need.*
- Diagrams are NOT accurately drawn, unless otherwise indicated.
- You must **show all your working out.**
- If the question is a **1F** question you are not allowed to use a calculator.
- If the question is a **2F** or a **3F** question, you may use a calculator to help you answer.

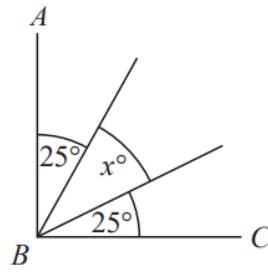
Information

- The marks for **each** question are shown in brackets
– *use this as a guide as to how much time to spend on each question.*

Advice

- Read each question carefully before you start to answer it.
- Keep an eye on the time.
- Try to answer every question.
- Check your answers if you have time at the end.

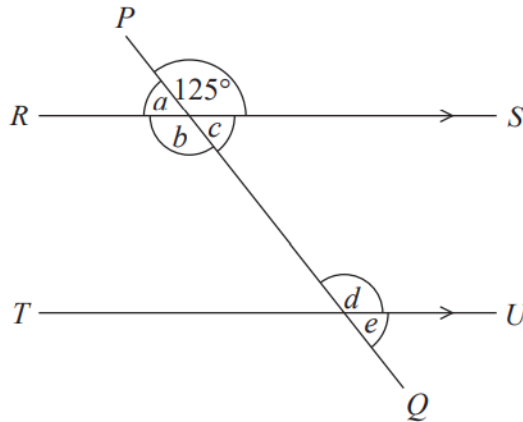
12 AB and BC are perpendicular lines.



(a) Find the value of x .

$x = \dots\dots\dots$
(2)

RS and TU are parallel lines.
 PQ is a straight line.



An angle of size 125° is shown on the diagram.

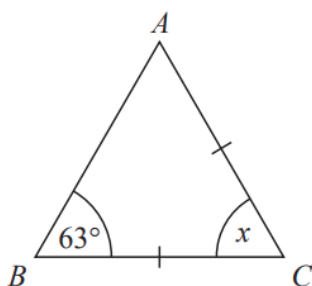
(b) (i) Write down the letter of one other angle of size 125°
Give a reason for your answer.

.....
.....
(2)

(ii) Explain why $a + b + c = 235^\circ$

.....
.....
.....
(1)

15 Mary needs to work out the size of angle x in this diagram.



She writes

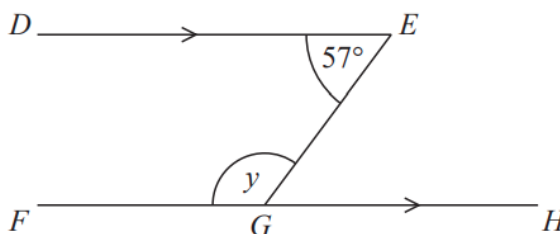
$x = 63^\circ$ because base angles of an isosceles triangle are equal.

Mary is wrong.

(a) Explain why.

(1)

William needs to work out the size of angle y in this diagram.



William writes

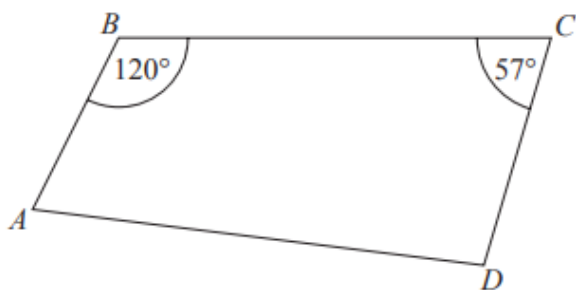
Working	Reason
angle $EGH = 57^\circ$	because corresponding angles are equal
$y = 180^\circ - 57^\circ$ $y = 123^\circ$	because angles on a straight line add up to 180°

One of William's reasons is wrong.

(b) Write down the correct reason.

(1)

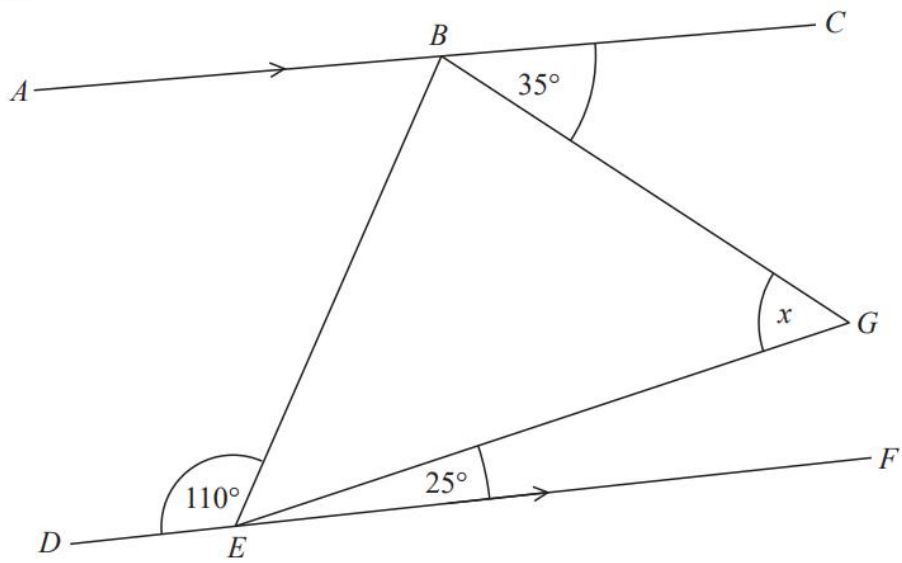
16 The diagram shows a quadrilateral $ABCD$.



Is AB parallel to DC ?

You must give your reasoning.

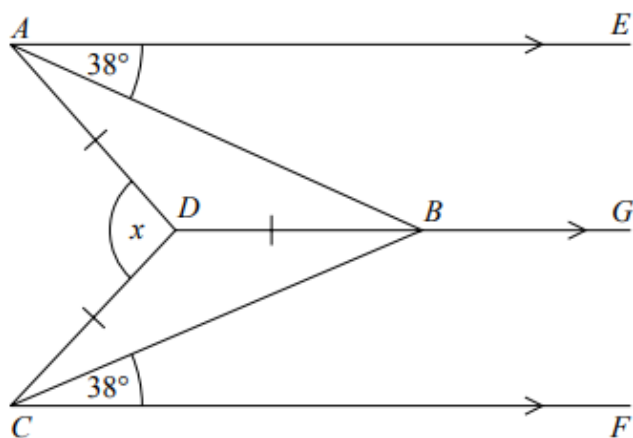
22 BEG is a triangle.



ABC and DEF are parallel lines.

Work out the size of angle x .

Give a reason for each stage of your working.



AE , DBG and CF are parallel.

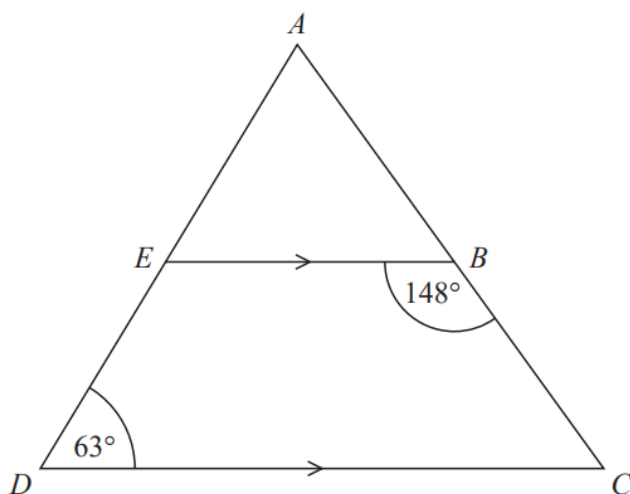
$DA = DB = DC$.

Angle $EAB = \text{angle } BCF = 38^\circ$

Work out the size of the angle marked x .

You must show your working.

25 ADC is a triangle.



AED and ABC are straight lines.

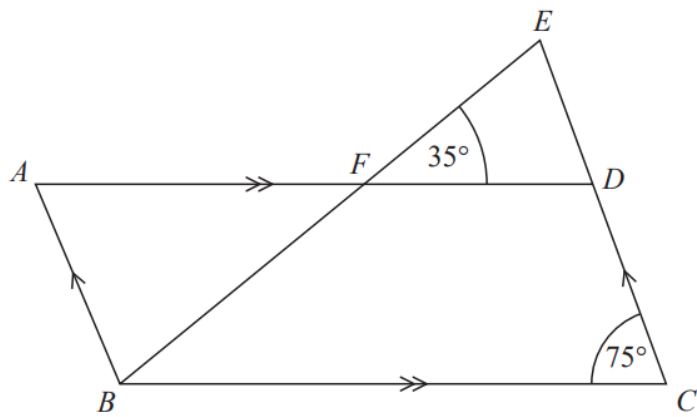
EB is parallel to DC .

Angle $EBC = 148^\circ$

Angle $ADC = 63^\circ$

Work out the size of angle EAB .

You must give a reason for each stage of your working.



$ABCD$ is a parallelogram.

EDC is a straight line.

F is the point on AD so that BFE is a straight line.

Angle $EFD = 35^\circ$

Angle $DCB = 75^\circ$

Show that angle $ABF = 70^\circ$

Give a reason for each stage of your working.